



WEST ROW

NEIGHBOURHOOD PLAN

2025-2041



Household Survey Results

March 2025

West Row Parish Council

West Row Residents' Survey

Summary Results

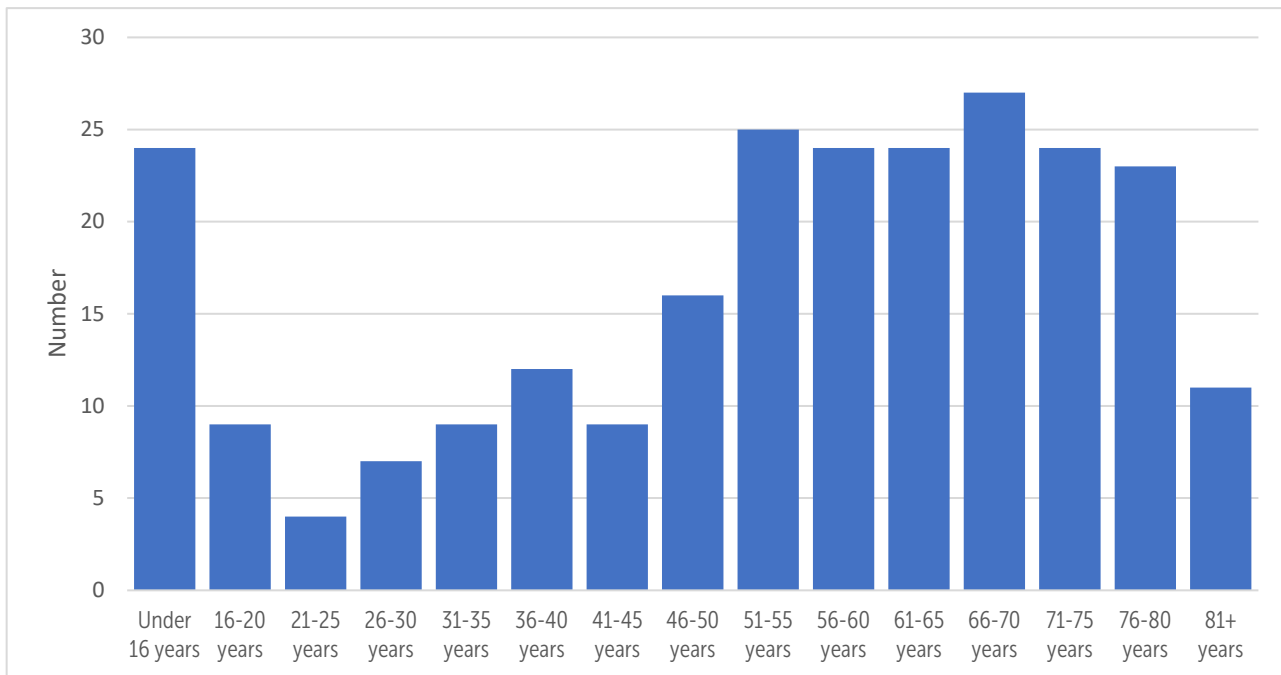
1. What is your postcode?

Postcode	Responses	Postcode	Responses	Postcode	Responses
CB7 5GL	1	IP28 8PG	3	IP28 8QG	1
CB7 5SL	1	IP28 8PH	2	IP28 8QH	7
IP28 8NN	3	IP28 8PJ	5	IP28 8QJ	2
IP28 8NP	5	IP28 8PL	8	IP28 8QL	1
IP28 8NR	4	IP28 8PN	1	IP28 8QR	1
IP28 8NS	2	IP28 8PP	4	IP28 8QW	1
IP28 8NT	1	IP28 8PQ	8	IP28 8QY	2
IP28 8NX	1	IP28 8PS	1	IP28 8RA	1
IP28 8NY	5	IP28 8PT	4	IP28 8RB	1
IP28 8NZ	3	IP28 8PW	2	IP28 8RD	4
IP28 8PA	2	IP28 8PY	5	IP28 8RE	2
IP28 8PB	6	IP8 8PZ	2	IP28 8RF	2
IP28 8PE	2	IP28 8QA	1	IP28 8RJ	1
IP28 8PF	7	IP28 8QB	1	IP28 8WZ	1
				IP28 8XE	1

2. Which of these age groups are members of your household in?

Answer Choices	1	2	3	4	5	6+	Response Total
Under 16 years	41.67% 10	45.83% 11	8.33% 2	4.17% 1	0.00% 0	0.00% 0	24
16-20 years	77.78% 7	11.11% 1	11.11% 1	0.00% 0	0.00% 0	0.00% 0	9
21-25 years	50.00% 2	0.00% 0	50.00% 2	0.00% 0	0.00% 0	0.00% 0	4
26-30 years	42.86% 3	42.86% 3	14.29% 1	0.00% 0	0.00% 0	0.00% 0	7
31-35 years	55.56% 5	44.44% 4	0.00% 0	0.00% 0	0.00% 0	0.00% 0	9
36-40 years	58.33% 7	25.00% 3	16.67% 2	0.00% 0	0.00% 0	0.00% 0	12
41-45 years	88.89% 8	11.11% 1	0.00% 0	0.00% 0	0.00% 0	0.00% 0	9
46-50 years	68.75% 11	31.25% 5	0.00% 0	0.00% 0	0.00% 0	0.00% 0	16
51-55 years	76.00% 19	20.00% 5	0.00% 0	4.00% 1	0.00% 0	0.00% 0	25
56-60 years	50.00% 12	45.83% 11	4.17% 1	0.00% 0	0.00% 0	0.00% 0	24

2. Which of these age groups are members of your household in?							
61-65 years	75.00% 18	25.00% 6	0.00% 0	0.00% 0	0.00% 0	0.00% 0	24
66-70 years	62.96% 17	29.63% 8	7.41% 2	0.00% 0	0.00% 0	0.00% 0	27
71-75 years	70.83% 17	25.00% 6	0.00% 0	0.00% 0	4.17% 1	0.00% 0	24
76-80 years	56.52% 13	43.48% 10	0.00% 0	0.00% 0	0.00% 0	0.00% 0	23
81+ years	63.64% 7	27.27% 3	0.00% 0	9.09% 1	0.00% 0	0.00% 0	11





3. How many years have your family lived in:				
Answer Choices	This home	West Row	Suffolk	Response Total
0-5 years	49.21% 31	30.16% 19	20.63% 13	63
6-10 years	43.33% 13	36.67% 11	20.00% 6	30
11-15 years	38.89% 7	33.33% 6	27.78% 5	18
16-20 years	43.90% 18	36.59% 15	19.51% 8	41
21-25 years	37.50% 9	29.17% 7	33.33% 8	24
25+ years	27.04% 43	32.70% 52	40.25% 64	159







4. What is the employment status of those aged 16 or over in your household?

Answer Choices	Person 1	Person 2	Person 3	Person 4	Person 5	Person 6	Response Total
Employed full time	54.43% 43	34.18% 27	8.86% 7	2.53% 2	0.00% 0	0.00% 0	79
Employed part time	48.00% 12	48.00% 12	4.00% 1	0.00% 0	0.00% 0	0.00% 0	25
Self employed	55.00% 22	42.50% 17	2.50% 1	0.00% 0	0.00% 0	0.00% 0	40
Full-time education	33.33% 7	9.52% 2	33.33% 7	23.81% 5	0.00% 0	0.00% 0	21
Retired	55.26% 42	39.47% 30	3.95% 3	1.32% 1	0.00% 0	0.00% 0	76
Unemployed and looking for work	0.00% 0	80.00% 4	20.00% 1	0.00% 0	0.00% 0	0.00% 0	5
Unemployed but not looking for work, including full time career, long term sick or disabled, unable to work	42.86% 3	57.14% 4	0.00% 0	0.00% 0	0.00% 0	0.00% 0	7

5. Are you living in the UK in connection with a job at RAF Mildenhall, RAF Lakenheath or RAF Feltwell?

Answer Choices	Response Percent	Response Total
1 Yes 	4.84%	6
2 No 	95.16%	118

6. How many bedrooms does your home have? Tick one box only

Answer Choices	Response Percent	Response Total
1 1 	0.80%	1
2 2 	16.80%	21
3 3 	42.40%	53
4 4 	34.40%	43
5 5 	3.20%	4
6 6 or more 	2.40%	3

Working in West Row

7. Do you or anyone in your household aged 16 or over run a business, or work from home or elsewhere, in West Row?

Answer Choices	Person 1	Person 2	Person 3	Person 4	Person 5	Person 6	Response Total
Yes – work from home	58.00% 29	42.00% 21	0.00% 0	0.00% 0	0.00% 0	0.00% 0	50
Yes – work in West Row (but not from home)	46.15% 6	53.85% 7	0.00% 0	0.00% 0	0.00% 0	0.00% 0	13
Occasionally	70.00% 14	30.00% 6	0.00% 0	0.00% 0	0.00% 0	0.00% 0	20
Don't work in West Row	48.15% 13	37.04% 10	14.81% 4	0.00% 0	0.00% 0	0.00% 0	27
No	51.33% 58	33.63% 38	10.62% 12	3.54% 4	0.88% 1	0.00% 0	113
Don't currently work	37.50% 6	37.50% 6	12.50% 2	12.50% 2	0.00% 0	0.00% 0	16

8. Would any of the following help your experience of working, running a business, or studying in West Row? Please tick all that apply

Answer Choices	Response Percent	Response Total
1 Flexible/shared office	1.72%	2
2 Private Office	0.86%	1
3 Workshop facilities	1.72%	2
4 Garage	0.86%	1
5 Faster broadband	30.17%	35
6 Not applicable	68.10%	79

Something else? Please specify (5)

1	Coffee shop or amenity (at corner store or pub)
2	Good, well maintained road routes out of West Row, as my business is field based and i have to travel in and out of the village daily - do not want more traffic on the current road systems in/out via Mildenhall
3	Transport service from Isleham Marina to connect to Mildenhall Services
4	Rentable Commercial Kitchen
5	HOT DESK OFFICE WITH BROADBAND AND PRINTING

9. Do you think West Row needs more homes? Please tick one box only

Answer Choices			Response Percent	Response Total
1	Yes, we need a lot more		1.61%	2
2	No, the current level is about right		40.32%	50
3	Yes, we need a few more		25.00%	31
4	No, we have too many already		33.06%	41





10. What importance do you attach to the following reasons for new housing in West Row? Please tick one box only for each option

Answer Choices	Important	Not important	No opinion	Response Total
To enable young people to remain the village	75.21% 88	10.26% 12	14.53% 17	117
To enable older people to move to suitable accommodation	66.96% 75	13.39% 15	19.64% 22	112
To maintain sufficient use of village services and amenities	57.14% 64	17.86% 20	25.00% 28	112
To fund improvements to the community	50.00% 55	23.64% 26	26.36% 29	110
To meet a general need for more housing	33.94% 37	44.95% 49	21.10% 23	109







Other reason – please add your comments (10)

1	In our village we see local amenities closing due to insufficient demand. More housing, allowing local people to settle here, will also boost demand.
2	1 shop and 1 pub is not enough and the school is too small
3	Need more affordable housing for young people - no more lets to be rented out!
4	Infill Only - No Estates - We don't need any more houses
5	Too many people leaving the village due to prices
6	In the instance of USAF leaving Mildenhall, there will be an excess of housing that will come up
7	The local infrastructure, such as health care, hospitals, Doctors, education, sewage, electricity, can not support any more housing. Its all well and good building houses, but councils fail to look at the bigger picture, as the current infrastructure is at breaking point.
8	The plan for 150 new homes is quite sufficient for West Row
9	The infrastructure is already under pressure
10	Affordable housing is needed - not more buy to let

11. How many new houses do you think West Row needs in the next 20 years? Please tick one box only

Answer Choices			Response Percent	Response Total
1	1-10		40.98%	50
2	11-25		20.49%	25
3	26-50		22.13%	27
4	Over 50		16.39%	20

12. What scale would you prefer any future development to take? Please tick any that apply

Answer Choices			Response Percent	Response Total
1	Single homes		56.91%	70
2	Developments of 6-10 homes		26.02%	32
3	Developments of 20-50 homes		5.69%	7
4	Developments of up to 5 homes		38.21%	47
5	Developments of 11-20 homes		8.94%	11
6	Developments of more than 50 homes		2.44%	3

13. Housing development densities: Below is a list of some housing developments within the village, ranked by how dense they are - i.e., approximately how many homes they fit on one acre of land. There are advantages and disadvantages to both high and low-density developments. Please tick to indicate whether, in your opinion, you think the density of each development listed below is "too high" (too many homes per acre), "about right", or "too low" (too few homes per acre). Please tick one box per row

Answer Choices	Too high	About right	Too low	Response Total
Victoria Close (15 homes per acre)	76.52% 88	23.48% 27	0.00% 0	115
Blenheim Close (13.5 homes per acre)	69.30% 79	30.70% 35	0.00% 0	114
Mason Gardens & Neve Gardens (11.5 homes per acre)	35.65% 41	62.61% 72	1.74% 2	115
Williams Way (7 homes per acre)	13.79% 16	77.59% 90	8.62% 10	116
Church Gardens (5 homes per acre)	7.76% 9	74.14% 86	18.10% 21	116
Ford Close & John Walter Drive (3 homes per acre)	5.13% 6	60.68% 71	34.19% 40	117

14. What principles should identify the design of new houses? Please tick one box per row

Answer Choices	Important	Not important	No opinion	Response Total
Have at least one vehicle parking space per bedroom	70.00% 84	15.83% 19	14.17% 17	120
Each vehicle parking space should have direct access to the road (e.g. parking side-by-side, not in a line)	58.33% 70	30.83% 37	10.83% 13	120
Be innovative in design	45.00% 54	35.83% 43	19.17% 23	120
Be limited to one storey	19.83% 24	64.46% 78	15.70% 19	121
Be limited to two stories	50.00% 60	35.83% 43	14.17% 17	120
Have large gardens	36.13% 43	45.38% 54	18.49% 22	119
Have room to extend	40.00% 48	42.50% 51	17.50% 21	120
Have space for outbuildings	55.93% 66	30.51% 36	13.56% 16	118
Reflect the varied building styles and character of the village	83.47% 101	11.57% 14	4.96% 6	121

Other reason – please add your comments (15)

1	Solar panels fitted to all new housing
2	Often the character and attractiveness of a village is based on the design of its houses. It's very important that building styles reflect the character of the village.
3	No more development in the village - enough now
4	Have space for garden shed if no garage
5	2 cars per household should have off road parking, only moderate sized gardens. In general, sadly, I think there are too many large gardens and outside spaces in West Row that are not maintained
6	The standard of 1.5 car spaces for each house is out of touch with modern day living. Houses need cars for each adult
7	Too many generic builds too close together
8	There is no particular style of building, they are all different
9	2 car garages
10	Must be Carbon Neutral
11	Each house should have two parking spaces and an adequate garden and employ innovative energy design
12	Include solar panels
13	Re- develop empty industrial estates for housing. There are plenty of empty industrial units!
14	Developments should be well back from roadway to maintain privacy
15	Not these horrible tall, pointy roofed houses that seem fashionable now. They dominate other, normal housing - see Marham Park, Bury

15. How important do you think the following types of homes should be in any future development? Please tick one box only per row

Answer Choices	Important	Not important	No opinion	Response Total
Flats	16.10% 19	69.49% 82	14.41% 17	118
Terraced homes	32.76% 38	48.28% 56	18.97% 22	116
Semi-detached homes	66.10% 78	20.34% 24	13.56% 16	118
Detached homes	60.34% 70	25.00% 29	14.66% 17	116
Bungalows	75.00% 90	13.33% 16	11.67% 14	120
1 bedroom homes	51.33% 58	27.43% 31	21.24% 24	113
2 bedrooms homes	72.03% 85	12.71% 15	15.25% 18	118
3 bedrooms homes	73.28% 85	11.21% 13	15.52% 18	116
4 bedrooms homes	36.21% 42	43.97% 51	19.83% 23	116
5+ bedrooms homes	14.78% 17	67.83% 78	17.39% 20	115
Self-build plots	45.76% 54	35.59% 42	18.64% 22	118
Homes for those with special needs	72.65% 85	8.55% 10	18.80% 22	117
Homes for older people	81.15% 99	8.20% 10	10.66% 13	122
Shared-ownership homes	38.84% 47	40.50% 49	20.66% 25	121
Social rented homes	44.17% 53	35.83% 43	20.00% 24	120

16. What do you consider the most important factors to be considered when identifying sites for new housing in West Row? Please tick one box only

Answer Choices	Important	Not important	No opinion	Response Total
Sites should be brownfield (e.g. previously developed, either old homes or business premises)	86.78% 105	7.44% 9	5.79% 7	121
Sites should be greenfield (e.g. gardens, farmland)	17.24% 20	73.28% 85	9.48% 11	116
Sites should be within the existing footprint of the village	70.25% 85	20.66% 25	9.09% 11	121
Development should not impact on historic/listed buildings or their settings	86.67% 104	9.17% 11	4.17% 5	120

Other factors that should influence location, please tell us. (18)

1	No more Greenfield Developments - Farmland is more valuable than houses
2	Do not build on green land - what are we going to eat!
3	The village has already lost important farmland.
4	Build all around the village - do not concentrate development all in one area of the village.
5	Infill Only - Builders choice, not planners
6	Several Old Buildings which are derelict - could these be used?
7	Farm land should not be built on
8	No Building on Green Field Sites!!
9	A bus service, shops catering to needs, a doctor and cash facilities
10	Access, local services can accommodate new people
11	Sites should not be on greenfield - gardens or farmland
12	Infrastructure!
13	Adequate parking facilities
14	Rather than large new estates like opposite the school, all future developments should be "infill" - this will help preserve the character of the village
15	Not to build on good farm land
16	Site should not be fields. They can't keep building on farmland
17	Greenfield/brownfield not important, but access and convenience of sitting is
18	CONSIDER IMPACT ON VILLAGE FACILITIES. LEARN FROM LESSONS OF THE COURT CASE INVOLVING THE STADIUM AND NOISE. THEREFORE DEVELOPMENT SHOULDN'T BE CLOSE TO IE: VILLAGE HALL AND PLAYING FIELDS, WHICH COULD LEAD TO NOISE COMPLAINTS

17. Are there any sites you think are most suitable for development within or around West Row?

1	No
2	None
3	Should just restrict to infill of derelict buildings and disused land??
4	Any, other than Farmland as we need to produce food on Farmland to make the UK sustainable in Food Production
5	The Green - joining up the village - space for a mix of properties and amenities
6	The Green
7	None
8	No more suitable sites
9	The Allotments Adjacent to the Village Hall and Opposite the Chapel
10	Quite a lot of land between Pott Hall Road, Cricks Road & Eldo Road?? Do not use prime agricultural land - we need food too!
11	Taylor's Haulage yard in time And either side in time Pamments Yard in time
12	Behind Wellington close
13	No - None
14	No
15	Rumbelows Old Coal Yard
16	Centre of Wellington Close Any infill of existing smaller developments
17	No
18	Where the trucking company is currently
19	The Field between Pott Hall Road and Eldo Road
20	In front of the Chapel - the Allotments
21	Town ground and allotment area
22	Chapel Road
23	No
24	We would prefer the agricultural land surrounding West Row to be preserved (if building need to curtail number of houses)
25	No. To full as it is. Try getting a doctor or dentist. Schools are already full.
26	Mildenhall industrial estate and the former Mildenhall Co-ledge, but as I said earlier we have no suitable infrastructure in place. Adding more housing only puts more pressure on the local services, which in some cases can not cope, such as doctors!!!!
27	Next to the RAF Base land
28	Only "infill" - there is much less impact on the character of the village by developing this way. It also helps prevent over development.
29	Do not know of any
30	No
31	LAND AT REAR OF WELLINGTON CLOSE.
32	Our back garden, which lies within the permitted building boundary of the village, but has been denied planning permission as it is considered back building. Although other such buildings have been approved in the village!

18. A Neighbourhood Plan can protect views within the village that are considered significant to the community. Do you think any of the following views should be protected from development:

Answer Choices	Tick	Response Total
Views from Pott Hall Road towards Mildenhall and St Mary's Church tower	100.00% 94	94
Views from Bargate Road towards the River Lark	100.00% 84	84
Views from Ferry Lane towards Bargate Farm (listed buildings)	100.00% 88	88
Views from the public footpath linking Ferry Lane and Church Lane (open fields and listed buildings)	100.00% 90	90
Views from Cricks Road to Chapel Road	100.00% 67	67
Views from Chapel Road to RAF Mildenhall	100.00% 67	67
Views between Chapel Road, Friday Street, and Parkers Drove (including views of the Baptist Chapel, Old Pear Tree Pub, and listed buildings along Friday Street)	100.00% 78	78





Can you suggest any other views or sites that you think should be protected from development? (20)

1	No
2	Cow and Sheep Drove as it is a vwy popular Quiet Lane
3	Land containing and surrounding Jude's Ferry Pub. Views from Church Lane/The Gravel to the River Lark
4	All sites should be protected
5	Views and sites on The Green and from Blenheim Close, Ford Close to Weston Ditch
6	All of the Mildenhall Road. The Belts, and Ferry Bridge to Freckenham
7	The Green - Greenbelt area
8	Thistley Green. Road is not good enough for further traffic. Small road with many lorries plus stadium and motorcross traffic
9	Eldo road, overlooking towards Pott Hall Road, Bargate Road towards Cricks Road
10	Garden Walk and farm fields behind Church Road
11	Barsham Lane to Footpath Barsham Lane to Air Base
12	Views from John Walter Drive
13	All the farm fields around us!
14	The Hub has already done the view from Pott Hall Road - so do that land
15	All views should be protected as far as possible, but the new development of 150 houses will have adequate impact on infrastructure i.e. Beeches Road and School area
16	Views from John Walter Close to Isleham Church and River Lark Fens
17	Neve Gardens/bargate road to Lark
18	Open fields behind primary school
19	From Judes Ferry over river Lark towards Freckenham from Jarman's Lane/Pollards Lane across open fields
20	Bargate Lane to Ferry Lane. Field bordered by Ferry Lane and Bargate Lane should be protected from development





19. Do you think West Row should have: Please tick one box per row

Answer Choices	Important	Not important	No opinion	Response Total
A care home to enable residents who require full time support to remain in the parish?	59.68% 74	23.39% 29	16.94% 21	124
Supported accommodation to enable residents who require part time support to remain in the parish?	77.42% 96	9.68% 12	12.90% 16	124




20. Would you like to move to a new home at some point in the future? Please tick one box only

Answer Choices	Response Percent	Response Total
1 Yes, within the next year 	1.60%	2
2 Yes, within 1 – 5 years 	4.00%	5
3 Yes, but don't know when 	19.20%	24
4 No 	75.20%	94



21. Would you want to move: Please tick one box only

Answer Choices	Response Percent	Response Total
1 Within West Row 	54.55%	24
2 To a neighbouring parish 	11.36%	5
3 Elsewhere in Suffolk 	18.18%	8
4 Outside Suffolk 	15.91%	7












22. If you answered YES, what type of home would you like to move to:

Answer Choices	Response Percent	Response Total
1 Existing home 	68.42%	26
2 New-build home 	21.05%	8
3 Self-build home 	31.58%	12

23. If you would be interested in moving to a self-build home, do you think there are currently enough opportunities to buy self-build plots within West Row?

Answer Choices	Response Percent	Response Total
1 Yes 	24.24%	8
2 No 	75.76%	25




24. What are your main reasons for wanting or needing to move? Tick all that apply

Answer Choices			Response Percent	Response Total
1	To be closer to family or friends		16.67%	6
2	To be closer to work/new job		11.11%	4
3	To be in a more affordable area		0.00%	0
4	To have a smaller home		36.11%	13
5	To have a larger home		22.22%	8
6	To have a smaller garden		5.56%	2
7	To have a larger garden		41.67%	15
8	To make it easier to receive care/support		19.44%	7
9	To provide care/support to family/friends		11.11%	4
10	To move to a more accessible home		16.67%	6
11	To be less reliant on driving a car		27.78%	10
12	To be closer to facilities such as shops, doctors or public transport		30.56%	11




Other, please state (5)

1	I answered No to moving
2	To be out of West Row
3	To get away from the ever-increasing traffic through West Row and hold ups from the Hub
4	To move to a peaceful place where people are nice
5	VILLAGE BECOMING OVER DEVELOPED



25. How many bedrooms would you like to have? Please tick one box



Answer Choices			Response Percent	Response Total
1	1		0.00%	0
2	2		34.09%	15
3	3		38.64%	17
4	4 or more		27.27%	12






26. What type of home ownership would you like to have? Please tick one box only

Answer Choices			Response Percent	Response Total
1	Owner-occupied		95.45%	42
2	Privately rented		2.27%	1
3	Socially rented (housing association/local authority)		2.27%	1
4	Shared ownership		0.00%	0

27. If you would like to move within West Row, but haven't yet, is this because of a lack of suitable properties being available?

Answer Choices			Response Percent	Response Total
1	Yes		35.71%	10
2	No		64.29%	18

28. Do you think the pavements within West Row are safe and adequate?				
Answer Choices			Response Percent	Response Total
1	Yes		22.58%	28
2	No		77.42%	96

29. If you answered no to question 28, why? Please tick all that apply				
Answer Choices			Response Percent	Response Total
1	Pavements are not well connected to each other/sections are missing		81.44%	79
2	Pavements are not adequate for disabled users and/or those with children		82.47%	80
3	There are built-up areas where pavements do not exist at all		79.38%	77
4	Vehicles are often parked on or overhanging pavements		79.38%	77
5	Inadequate street lighting		34.02%	33
Other, please specify (16)				
1	Path slope badly one side			
2	The roads are fairly quiet and safe.			
3	Vehicles are parked on pavements VERY REGULARLY - not acceptable. The pavements/footpaths on Chapel Road, Pott Hall Road and Bargate Road are missing/non-existent - we cannot have more houses and cars without addressing this first!			
4	They are very uneven and pushchair cannot fit on the pavements			
5	There are many well used roads which do not cater for pedestrians, who then have no choice but to walk on the roads			
6	Protruding inspection covers in pavements need attention. They are trip hazards. Often the pavements are impassable, owing to selfish parking!!			
7	Cricks Road path ends - needs extending to Stirling Close. Some very narrow paths			
8	It is unfair to expect children to use unsafe/non existent paths, or unlit paths to walk to school			
9	LED street lighting needed along main routes			
10	Cyclists riding on the pavements illegally			
11	Very uneven surfaces			
12	All roads within the village would benefit from having a path on one side of the road. Pott Hall Road is a good example of this.			
13	Pavements are uneven, drop kerbs are uneven, pavements are very narrow in places			
14	Vehicles parking near the Ferry Lane junction makes it difficult to turn out of that junction			
15	Farm traffic speed down Pott Hall and Cricks Road is very dangerous			
16	Particularly by the pre-school building where parents with small children have no pavement			

30. How safe do/would you currently feel: Please tick one box per row

Answer Choices	Very unsafe	Unsafe	Neither safe or unsafe	Safe	Very safe	Response Total
Walking through the village?	5.60% 7	12.80% 16	25.60% 32	37.60% 47	18.40% 23	125
Cycling through the village?	5.83% 7	24.17% 29	30.83% 37	28.33% 34	10.83% 13	120

31. Do you think there is safe and adequate pedestrian and cyclist connection (which may involve using roads) between:

Answer Choices	Yes	No	Response Total
West Row and Mildenhall?	64.23% 79	35.77% 44	123
West Row and Beck Row?	5.98% 7	94.02% 110	117
West Row and Worlington?	20.34% 24	79.66% 94	118
West Row village and Isleham Marina?	22.32% 25	77.68% 87	112
Isleham Marina and Isleham village?	27.17% 25	72.83% 67	92

32. When you are travelling out of West Row, how often do you: Please tick one box per row

Answer Choices	Daily	More than once a week	Once a week	Once a month	Less often	Never	Response Total
Walk	7.14% 8	9.82% 11	12.50% 14	8.93% 10	27.68% 31	33.93% 38	112
Cycle	0.90% 1	7.21% 8	8.11% 9	9.91% 11	35.14% 39	38.74% 43	111
Drive	66.12% 80	26.45% 32	4.96% 6	0.00% 0	0.83% 1	1.65% 2	121
Get driven by family/friends	1.82% 2	19.09% 21	11.82% 13	13.64% 15	28.18% 31	25.45% 28	110
Taxi	0.00% 0	0.90% 1	1.80% 2	2.70% 3	19.82% 22	74.77% 83	111
Bus	0.00% 0	1.79% 2	0.89% 1	1.79% 2	13.39% 15	82.14% 92	112

33. How well do the public transport services available to West Row residents meet your needs and, for car owners, provide a viable alternative to travelling by car?

Answer Choices	Agree	Disagree	Response Total
The bus services to and from Mildenhall are adequate for my needs	31.11% 28	68.89% 62	90
Bus services to the surrounding villages meet my needs	21.11% 19	78.89% 71	90
Bus services to nearby towns and cities (e.g. Bury St Edmunds and Newmarket) are adequate	25.29% 22	74.71% 65	87
The available bus services are easy and convenient to use	29.07% 25	70.93% 61	86
There is a safe and obvious place to stand and wait for the bus	34.07% 31	65.93% 60	91
There is adequate information enabling me to understand which route the bus is travelling and in which direction	22.73% 20	77.27% 68	88
There are good taxi services available	43.96% 40	56.04% 51	91

34. Do you think the road network in the part of the parish where YOU live should:

Answer Choices	Yes	No	Response Total
Have traffic-calming features such as speed bumps to help slow traffic?	50.00% 61	50.00% 61	122
Have a reduced speed limit to help slow traffic?	61.48% 75	38.52% 47	122
Have more Speed Indicator Devices to help slow traffic?	72.36% 89	27.64% 34	123

35. Do you think more should be done to discourage non-residents from using West Row as a cut-through between: Please tick one box

Answer Choices	Yes	No	Response Total
Mildenhall and Beck Row?	47.50% 57	52.50% 63	120
Mildenhall and Worlington/Freckenham/Isleham?	51.26% 61	48.74% 58	119
Beck Row and Worlington/Freckenham/Isleham?	50.00% 58	50.00% 58	116

36. Are you concerned about the impact that future development planned outside the parish, such as the 1,300 new homes proposed to be built near the new Mildenhall Hub, will have on:

Answer Choices	Yes	No	Response Total
Traffic levels within West Row	90.40% 113	9.60% 12	125
Speeding within West Row	87.10% 108	12.90% 16	124
Traffic noise and pollution within West Row	87.10% 108	12.90% 16	124
Road safety within West Row for pedestrians and cyclists	91.94% 114	8.06% 10	124

Services and Amenities

37. Which local amenities do you make use of? Please tick one box per row					
Answer Choices	Often	Sometimes	Rarely	Never	Response Total
St Peters Church	6.61% 8	16.53% 20	32.23% 39	44.63% 54	121
Baptist Church	3.36% 4	10.08% 12	25.21% 30	61.34% 73	119
Church Hall	6.67% 8	17.50% 21	30.83% 37	45.00% 54	120
Village Hall	7.38% 9	50.00% 61	28.69% 35	13.93% 17	122
Bowls Club	9.92% 12	19.01% 23	12.40% 15	58.68% 71	121
Tennis Court	1.67% 2	9.17% 11	16.67% 20	72.50% 87	120
Play Area	20.83% 25	23.33% 28	9.17% 11	46.67% 56	120
Playing Field/Football Pitch	14.17% 17	30.00% 36	17.50% 21	38.33% 46	120
Village Shop	45.60% 57	38.40% 48	12.80% 16	3.20% 4	125
Beauty Salons	13.01% 16	15.45% 19	11.38% 14	60.16% 74	123
Exercise Classes	4.10% 5	5.74% 7	9.02% 11	81.15% 99	122
Jude's Ferry Pub	4.00% 5	25.60% 32	24.80% 31	45.60% 57	125
Mildenhall Stadium/MotoX track	3.33% 4	11.67% 14	19.17% 23	65.83% 79	120
"The Shed" Community Garden	13.71% 17	15.32% 19	18.55% 23	52.42% 65	124

38. What new or improved amenities would you like to see? Please tick one box per row

Answer Choices	Important	Not important	No opinion	Response Total
Shopping, essential groceries	71.07% 86	19.01% 23	9.92% 12	121
Food, eating in (e.g. Pubs/Restaurants)	53.33% 64	26.67% 32	20.00% 24	120
Food, eating out (e.g. takeaways)	47.97% 59	38.21% 47	13.82% 17	123
Natural open space (e.g. not cut/used for sport)	70.83% 85	15.83% 19	13.33% 16	120
Community woodland	69.67% 85	18.03% 22	12.30% 15	122
Community nature reserve	61.98% 75	22.31% 27	15.70% 19	121
Locations for clubs and societies to meet	63.64% 77	19.83% 24	16.53% 20	121
Sports facilities	55.83% 67	24.17% 29	20.00% 24	120
Children's recreation facilities	72.95% 89	13.11% 16	13.93% 17	122
Public toilets and baby changing facilities	52.42% 65	29.84% 37	17.74% 22	124
Benches and/or seating throughout the Parish	60.98% 75	20.33% 25	18.70% 23	123
Dog waste bins	87.70% 107	7.38% 9	4.92% 6	122
Litter bins	89.34% 109	5.74% 7	4.92% 6	122
More street lighting	54.47% 67	22.76% 28	22.76% 28	123
Faster broadband	81.82% 99	8.26% 10	9.92% 12	121
Improved mobile communication	77.50% 93	10.83% 13	11.67% 14	120



Something else? Please tell us below: (14)

- | | |
|---|--|
| 1 | More parking areas for West Row School |
| 2 | Village Hall, Childrens Play Area and public benches are already very good. A well run much improved pub would be advantageous. Would really like to see our fish and chip shop up and running again |
| 3 | Very heavy fines for dog fouling |
| 4 | Car Parking for Village School and Pre-school |
| 5 | Investment in the West Row Magazine, The West Row Echo |
| 6 | Parking restrictions on Friday Street Bend |
| 7 | Better bus service. Only one bus per day from Hurdle Drove to Mildenhall. Should be on a loop from Mildenhall, Beck Row, West Row, Mildenhall |
| 8 | It's a pity the fish and chip shop closed. We would like to see the public footpaths maintained and protected |

38. What new or improved amenities would you like to see? Please tick one box per row

9	Instead of speed cameras, I would like to see a programme of fixing our own pot holes and farmers fixing the sides of the roads. This is the biggest problem in the neighbourhood
10	Parking provision for school pick up and drop off. The current situation is dangerous for cars, parents and children
11	Better facilities for horse riding.
12	The West Row shop is very important part of the village
13	A village cemetery
14	I think it would be nice to have a public bar near the school area. To have public toilets near the children's play area

39. Do you agree that developers should be required to contribute to community facilities where this is possible?

Answer Choices			Response Percent	Response Total
1	Yes		97.58%	121
2	No		2.42%	3

40. Thinking about our green spaces and open areas, please provide your views on the following: Please tick one box per row						
Answer Choices	Strongly agree	Agree	Neutral	Disagree	Strongly disagree	Response Total
Green spaces and public open areas within the village should be protected from development	81.60% 102	11.20% 14	4.00% 5	1.60% 2	1.60% 2	125
Opportunities should be taken to increase green spaces and public open areas within the village	64.52% 80	16.94% 21	13.71% 17	2.42% 3	2.42% 3	124
The separation between West Row and Mildenhall/surrounding villages should be protected	73.60% 92	18.40% 23	6.40% 8	1.60% 2	0.00% 0	125
Tree and hedge planting on verges should be encouraged	60.48% 75	25.81% 32	9.68% 12	4.03% 5	0.00% 0	124
Tree and hedge planting should be required within any new developments	68.80% 86	22.40% 28	6.40% 8	2.40% 3	0.00% 0	125

41. Access to the Countryside Thinking about the wider parish, to what extent do you agree or disagree with the following statements:						
Answer Choices	Strongly agree	Agree	Neutral	Disagree	Strongly disagree	Response Total
Our public footpaths, bridleways, and byways are well signposted?	12.80% 16	40.00% 50	25.60% 32	20.00% 25	1.60% 2	125
Our public footpaths, bridleways, and byways are well maintained?	10.40% 13	25.60% 32	20.80% 26	32.00% 40	11.20% 14	125
I would like there to be more public footpaths, bridleways and byways within the parish?	33.06% 41	37.10% 46	27.42% 34	1.61% 2	0.81% 1	124
Plant / seed swap	5.10% 5	13.27% 13	80.61% 79	1.02% 1	0.00% 0	98
I would like there to be more or improved public footpath/bridleway/byway connections with neighbouring parishes?	40.80% 51	36.80% 46	20.00% 25	1.60% 2	0.80% 1	125

42. What do you think are the positive features of our environment and community?

Answer Choices	Strongly agree	Agree	Neutral	Disagree	Strongly disagree	Response Total
A sense of community	30.65% 38	54.84% 68	12.10% 15	1.61% 2	0.81% 1	124
Friendly and safe environment	41.13% 51	54.03% 67	4.03% 5	0.00% 0	0.81% 1	124
A good range of activities for residents of all ages	18.55% 23	37.10% 46	29.84% 37	11.29% 14	3.23% 4	124
Open and green spaces	36.00% 45	45.60% 57	13.60% 17	4.00% 5	0.80% 1	125
Local wildlife and habitats	33.06% 41	42.74% 53	16.94% 21	6.45% 8	0.81% 1	124
Judes' Ferry Pub	9.92% 12	21.49% 26	36.36% 44	14.05% 17	18.18% 22	121
St Peter's Church	18.70% 23	43.90% 54	34.15% 42	1.63% 2	1.63% 2	123
Baptist Chapel	17.89% 22	38.21% 47	41.46% 51	1.63% 2	0.81% 1	123
Bowls Club	26.83% 33	43.90% 54	26.83% 33	0.81% 1	1.63% 2	123
Mildenhall Stadium/MotoX track	14.63% 18	30.08% 37	36.59% 45	8.94% 11	9.76% 12	123
"The Shed"	31.45% 39	40.32% 50	23.39% 29	2.42% 3	2.42% 3	124
Rural yet close to bigger towns	31.20% 39	48.80% 61	19.20% 24	0.00% 0	0.80% 1	125
Rural atmosphere	33.87% 42	51.61% 64	12.90% 16	0.81% 1	0.81% 1	124
Our village history and heritage developed over centuries	42.74% 53	38.71% 48	17.74% 22	0.81% 1	0.00% 0	124
Quietness and tranquillity	37.10% 46	39.52% 49	12.90% 16	7.26% 9	3.23% 4	124
Our public footpaths and bridleways	29.27% 36	44.72% 55	17.07% 21	5.69% 7	3.25% 4	123
Not overdeveloped	32.26% 40	33.06% 41	20.16% 25	8.87% 11	5.65% 7	124
Separation from other villages by open countryside	45.16% 56	47.58% 59	5.65% 7	1.61% 2	0.00% 0	124
Our Village Hall	45.60% 57	42.40% 53	12.00% 15	0.00% 0	0.00% 0	125
Village shops	47.20% 59	39.20% 49	11.20% 14	1.60% 2	0.80% 1	125
Our playing field/play area/tennis court	49.19% 61	40.32% 50	10.48% 13	0.00% 0	0.00% 0	124
Our village newsletter "The West Row Echo"	41.13% 51	43.55% 54	15.32% 19	0.00% 0	0.00% 0	124

43. What do you think are the negative features of our environment and community?

Answer Choices	Strongly agree	Agree	Neutral	Disagree	Strongly disagree	Response Total
Volume of traffic	33.61% 41	30.33% 37	27.87% 34	8.20% 10	0.00% 0	122
Speed of traffic	50.00% 62	34.68% 43	10.48% 13	4.84% 6	0.00% 0	124
Traffic noise and pollution	30.89% 38	26.02% 32	34.96% 43	8.13% 10	0.00% 0	123
Parked cars blocking roads/pavements	46.72% 57	27.87% 34	19.67% 24	5.74% 7	0.00% 0	122
Inadequate/unsafe pavements	47.15% 58	30.89% 38	17.89% 22	4.07% 5	0.00% 0	123
Inadequate/unsafe cycle routes to neighbouring settlements	42.28% 52	24.39% 30	27.64% 34	4.88% 6	0.81% 1	123
Road quality	32.26% 40	41.94% 52	21.77% 27	2.42% 3	1.61% 2	124
Traffic signs are poorly maintained	20.16% 25	22.58% 28	41.94% 52	13.71% 17	1.61% 2	124
Road verges are poorly maintained	23.39% 29	29.84% 37	33.87% 42	12.90% 16	0.00% 0	124
Inadequate countryside access	11.20% 14	16.00% 20	45.60% 57	25.60% 32	1.60% 2	125
Litter and fly tipping	30.89% 38	31.71% 39	26.02% 32	11.38% 14	0.00% 0	123
Dog fouling	34.96% 43	30.89% 38	27.64% 34	6.50% 8	0.00% 0	123
Crime and anti-social behaviour	8.13% 10	18.70% 23	47.97% 59	19.51% 24	5.69% 7	123
Inadequate local facilities	16.67% 20	25.83% 31	40.00% 48	15.83% 19	1.67% 2	120
Noise pollution (other than from road traffic)	16.10% 19	22.03% 26	46.61% 55	12.71% 15	2.54% 3	118
	5.56% 1	5.56% 1	61.11% 11	27.78% 5	0.00% 0	18

Something else? Please tell us below: (20)

1	We have to many new houses. School now full. Roads can't cope now. Enough is enough.
2	Future buildings should be put on hold for a few years. The village does not need further development.
3	Drainage Gulleys are poorly maintained along verges. I think that we are lucky with most pathways/bridleways in the village. The Parish Council does a good job of maintaining them. BUT, one or two are difficult to access and sometimes the landowners make using them awkward - e.g. the one between Parkers Drove and Church Lane
4	Please keep West Row as a Village
5	Not enough footpaths along roads around the village
6	Roads not wide enough for the traffic using them Ferry Lane and Chapel Road particularly
7	Drainage on roads - Pott Hall Road, Cricks Road, Church Corner, Playing Fields
8	Inadequate parking and lack of onsite doctors
9	Needs better bus service from Hurdle Drove to Mildenhall

43. What do you think are the negative features of our environment and community?

10	The village needs a cemetery - particularly as the increase in population is continuing
11	We'd like to see a greater variety of activities for all ages at the village hall e.g film, cultural activities etc. Having a village hall is a positive for the village. Farm equipment driving through the residential streets at speed is a danger
12	We need a nice country pub and a post office
13	The level of aircraft noise has increased considerably over the years, especially since the introduction of the Osprey. The Base need to operate "quiet hours" between 10pm and 6am - this seems to have been lost.
14	Abusive behaviour towards horse riders, and too many incidents where outdoor fireworks are let off all through the year. Appalling amount of traffic, including huge vehicles that do not need to come through the village, inconsiderate and downright menacing drivers, and don't even get me going on the parking outside the school, why in heavens name were they allowed to expand without being made to set aside a car park?
15	We need lighting down the track from West Row to Mildenhall. We are a village NOT a town. People have bought houses here so they have a view. Keep village life
16	New housing estates bring in people who don't know how to live in the countryside. They drive too fast round country roads, endangering horses, riders, agricultural vehicles, cyclists and pedestrians
17	The huge tractors now coming through the village, far too fast. Their giant size wheels are destroying the road verges, which are the only place to walk safely off of the road
18	Dog fouling on path to Mildenhall is a disgrace. Litter/dog mess on most footpaths is a problem
19	When the children are going to school, the parking along Beaches Road is awful
20	Not enough parking spaces by school



WEST ROW

NEIGHBOURHOOD PLAN

2025-2041



West Row Parish Council